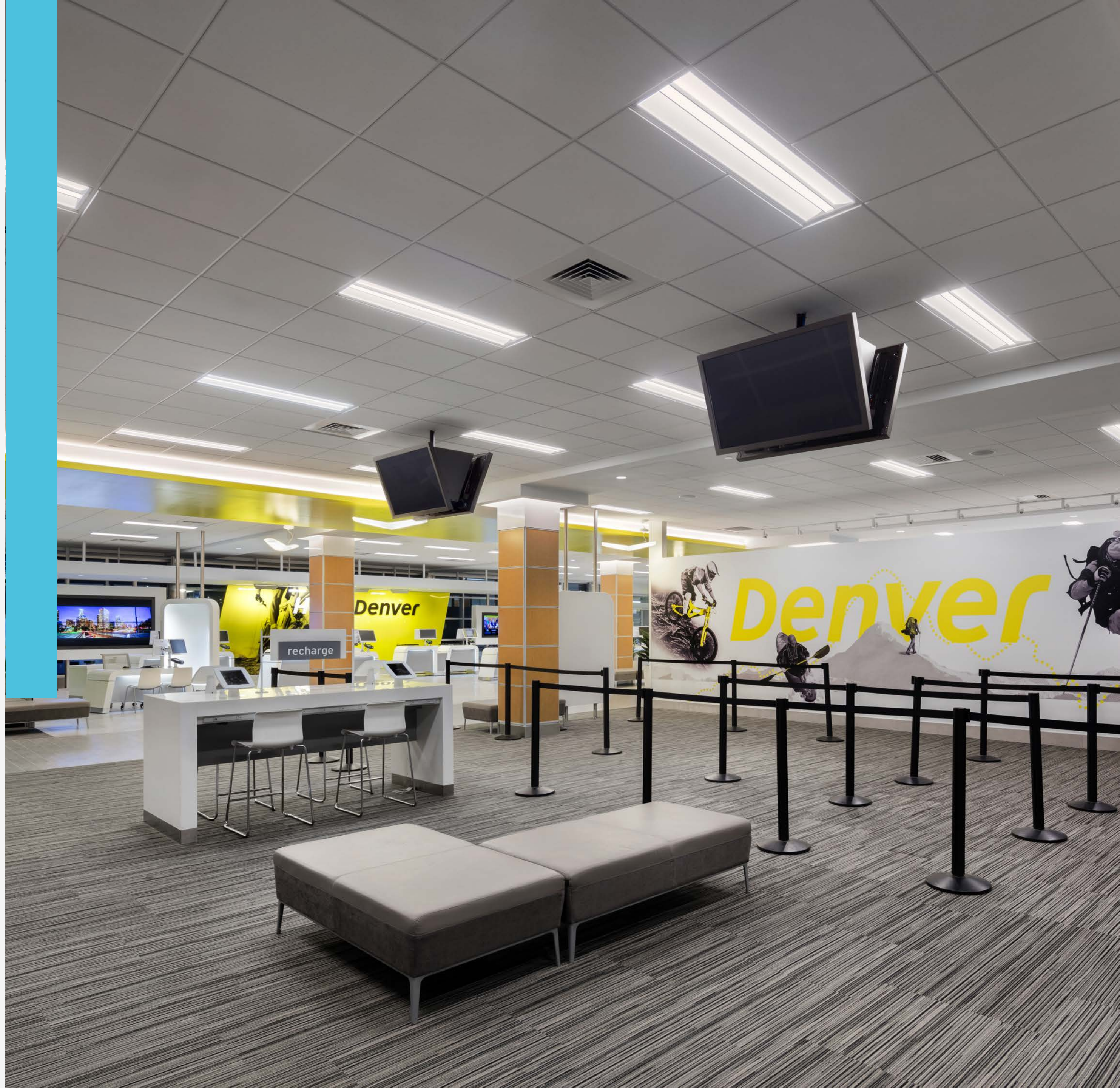




10 DAY QUICK SHIP




EDGE

Sample Part # EV3D-HE-830-24'-G1-U-OL1-T-0-W-QS

QS must be listed at the end of the part number¹



EV2D / 3D / 4D



Shielding	CRI, CCT & Output ²	Length or Pattern ³	Mounting	Voltage	Driver	Circuiting ⁴	Battery ⁴	Finish	Options
A Satine	8 _____ 80 CRI only. All color temperatures, all lumen packages listed on spec sheet	_ Individual Fixture	G1(G) 1" T-Bar	U Universal (120-277)	FSD Factory Select Driver 1%, 0-10v	1 Single Circuit	0 None	W White	CP Chicago Plenum
HE High		__ Cont. Row (to an 1/8")	G9(G) 9/16" T-Bar	1 120V	OL2 Osram 1%, 0-10v	E Emergency	IC Iota 10W Integral		GLR Internal Fast Blow Fuse
BW Batwing		L_X L-shape	GS(G) Screw Slot	2 277V	PL2 Advance Xitanium 1%, 0-10v	N Night Light			
WHE Asymmetric	CL Custom Lumens	R_X Rectangle	FL(F) 1/2" Flange		ND Non-dimming				
	CW Custom Watts	S Square	NF(N) Flangeless						
		U_X U-shape	SF(S) Spackle Flange						
		WC Wall to ceiling							

All lengths and continuous rows up to 1,000 ft OR 150 individual fixtures. Consult factory for larger projects.

EVL / EVLS



CRI, CCT & Output ²	Length	Mounting	Voltage	Driver	Circuiting ⁴	Battery ⁴	Finish	Options
8 _____ 80 CRI only. All color temperatures, all lumen packages listed on spec sheet	_ Individual Fixture	G1(G) 1" T-Bar	U Universal (120-277)	FSD Factory Select Driver 1%, 0-10v	1 Single Circuit	0 None	W White	CP Chicago Plenum
	__ Cont. Row(to the foot)	G9(G) 9/16" T-Bar	1 120V	OL2 Osram 1%, 0-10v	E Emergency	IC Iota 10W Integral		GLR Internal Fast Blow Fuse
CL Custom Lumens		GS(G) Screw Slot	2 277V	PL2 Advance Xitanium 1%, 0-10v	N Night Light			EF End Filler ⁵
CW Custom Watts		FL(F) 1/2" Flange		ND Non-dimming				
		NF(N) Flangeless						
		SF(S) Spackle Flange						

All lengths and continuous rows up to 1,000 ft OR 150 individual fixtures. Consult factory for larger projects.


EDGE EX

Sample Part # EX3D-HE-N-830-24'-AC48G1-U-OL1-1-0-W-QS

QS must be listed at the end of the part number¹



EX2D / 3D / 4D
EX2DI / 3DI / 4DI
EX2I / 3I / 4I



Direct Shielding

V	Satine
HE	High Efficiency
BW	Batwing
WHE	Asymmetric
N	None Indirect fixture only

Indirect Shielding

HE	High Efficiency
BW	Batwing
WHE	Asymmetric
N	None <small>Direct fixture only</small>

CRI, CCT & Output²

B_---	80 CRI only. All color temperatures, all lumen packages listed on spec sheet
CL	Custom Lumens
CW	Custom Watts

Length or Pattern³

_	Individual Fixture
---	Cont. Row (to the foot)
L_X_	L-shape
R_X_	Rectangle
S_	Square
U_X_	U-shape

Mounting

(M) C48G_	Grid
(M)AC48JB	Junction Box
(M)AC48ST	Structure
WA	Wall
S	Surface

Voltage

U	Universal (120-277)
1	120V
2	277V

Driver

FSD	Factory Select Driver 1%, 0-10v
OL2	Osram 1%, 0-10v
PL2	Advance Xitanium 1%, 0-10v
ND	Non-dimming

Circuiting⁴

1	Single Circuit
E	Emergency
N	Night Light

Battery⁴

0	None
ILL	Iota 10W Integral (EX2, EX3)
IC	Iota 10W Integral (EX4)

Finish

W	White
S	Silver
BL	Textured Black

Options

GLR	Internal Fast Blow Fuse
------------	-------------------------

¹All lengths and continuous rows up to 1,000 ft OR 150 individual fixtures. Black QuickShip only available in 4', 6', and 8' individual lengths. Consult factory for larger projects.

TESA

Sample Part # T4A-835VHO-16'-AC48G1-U-OL1-1-0-W-QS

QS must be listed at the end of the part number*



T4A

Shielding

A Satine

CRI, CCT & Output ²

8 80 CRI only. All color temperatures, all lumen packages listed on spec sheet

CL Custom Lumens
CW Custom Watts

Length

--- Individual Fixture (4', 8')
--- Cont. Row (in 4' increments)

Mounting

AC48G Grid
AC48JB Junction Box
AC48ST Structure

Voltage

U Universal (120-277)
1 120V
2 277V

Driver

FSD Factory Select Driver 1%, 0-10v
OL2 Osram 1%, 0-10v
PL2 Advance Xitanium 1%, 0-10v
ND Non-dimming

Circuiting⁴

1 Single Circuit
E Emergency
N Night Light

Battery⁴

0 None
IR Iota 10W (remote)

Finish

W White

All lengths and continuous rows up to 1,000 ft OR 150 individual fixtures. Consult factory for larger projects.

COVE

Sample Part # C-830HO-26'-CV-U-OL1-1-0-N-QS

QS must be listed at the end of the part number*



CRI, CCT & Output ²

8 80 CRI only. All color temperatures, all lumen packages listed on spec sheet

CL Custom Lumens

CW Custom Watts

Length

— Individual Fixture (2', 3', 4', 6', 8')

--- Cont. Row (in 1' increments)

Mounting

CV COVE Mounting

Voltage

U Universal (120-277)

1 120V

2 277V

Driver

FSD Factory Select Driver 1%, 0-10v

OL2 Osram 1%, 0-10v

PL2 Advance Xitanium 1%, 0-10v

ND Non-dimming

Circuiting⁴

1 Single Circuit

E Emergency

N Night Light

Battery⁴

0 None

ILL Iota 10W Integral (low profile)

Finish

N Natural


All lengths and continuous rows up to 1,000 ft OR 150 individual fixtures. Consult factory for larger projects.




ADEO/LUCEN

Architectural Recessed


¹Quick Ship items must be on their own purchase order. QS must be listed at the end of the part number to qualify for the Quick Ship timeline. Orders submitted without QS at the end of the part number will be entered with a standard lead-time. ² Custom outputs are also included, but they must be between the high and low outputs listed on the Spec Sheets. ³ Maximum of 12 inside corners and 12 horizontal corners per Quick Ship order. ⁴ Submittal drawing required for all Battery Packs, Emergency Circuits, patterns, and continuous row configurations. ⁵ End filler option used for fitting fixture into odd lengths. Filler is non-illuminated. Left and right end filler provided with EF specified. Please consult factory for orders with more than 25 end fillers.

AD22		Shielding	CRI, CCT & Output ²	Mounting	Voltage	Driver	Circuiting ⁴	Battery ⁴	Finish	Options
LU22		V Satine W White rails (for LUCEN only) S Silver rails (for LUCEN only)	8 80 CRI only. All color temperatures, all lumen packages listed on spec sheet CL Custom Lumens CW CustomWatts	G1 1" T-Bar GS 9/16" T-Bar GS Screw Slot	U Universal (120-277) 1 120V 2 277V	FSD Factory Select Driver 1%, 0-10v OL2 Osram 1%, 0-10v PL2 Advance Xitanium 1%, 0-10v ND Non-dimming	1 Single Circuit E Emergency N Night Light	0 None P Bodine 10W Integral IC Iota 10W Integral	W White	CP Chicago Plenum GLR Internal Fast Blow Fuse FW6 6', 18-gauge, Flex Whip

All lengths and continuous rows up to 1,000 ft OR 150 individual fixtures. Consult factory for larger projects.

AD24		Shielding	CRI, CCT & Output ²	Mounting	Voltage	Driver	Circuiting ⁴	Battery ⁴	Finish	Options
LU24		V Satine W White rails (for LUCEN only) S Silver rails (for LUCEN only)	8 80 CRI only. All color temperatures, all lumen packages listed on spec sheet CL Custom Lumens CW CustomWatts	G1 1" T-Bar GS 9/16" T-Bar GS Screw Slot	U Universal (120-277) 1 120V 2 277V	FSD Factory Select Driver 1%, 0-10v OL2 Osram 1%, 0-10v PL2 Advance Xitanium 1%, 0-10v ND Non-dimming	1 Single Circuit E Emergency N Night Light	0 None P Bodine 10W Integral IC Iota 10W Integral	W White	CP Chicago Plenum GLR Internal Fast Blow Fuse FW6 6', 18-gauge, Flex Whip

All lengths and continuous rows up to 1,000 ft OR 150 individual fixtures. Consult factory for larger projects.

AD14		Shielding	CRI, CCT & Output ²	Mounting	Voltage	Driver	Circuiting ⁴	Battery ⁴	Finish	Options
LU14		V Satine W White rails (for LUCEN only) S Silver rails (for LUCEN only)	8 80 CRI only. All color temperatures, all lumen packages listed on spec sheet CL Custom Lumens CW CustomWatts	G1 1" T-Bar GS 9/16" T-Bar GS Screw Slot	U Universal (120-277) 1 120V 2 277V	FSD Factory Select Driver 1%, 0-10v OL2 Osram 1%, 0-10v PL2 Advance Xitanium 1%, 0-10v ND Non-dimming	1 Single Circuit E Emergency N Night Light	0 None P Bodine 10W Integral IC Iota 10W Integral	W White	CP Chicago Plenum GLR Internal Fast Blow Fuse FW6 6', 18-gauge, Flex Whip

All lengths and continuous rows up to 1,000 ft OR 150 individual fixtures. Consult factory for larger projects.



P I N N A C L E
ARCHITECTURAL LIGHTING®

3801 Havana St. Denver CO, 80239

Phone: 303.322.5570

www.pinnacle-ltg.com

July 2023

© 2023 Pinnacle Architectural
Lighting®

Specifications and dimensions subject to change without notice. Specification sheets and brochures that appear on pinnacle-ltg.com are the most recent version and supersede all other previously printed or electronic versions.