


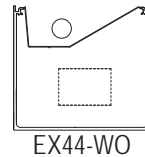
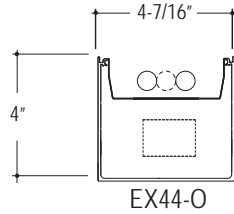
CONSTRUCTION 6063-T5 extruded aluminum housing. Highly reflective die-formed white painted aluminum reflector.

ELECTRICAL Standard T5 and T5HO: Program start 120/277 volt integral electronic ballast with less than 10% THD. Standard T8: Instant start 120/277 volt electronic ballast with less than 10% THD. Through wiring with quick connects standard. Standard single circuit. Each ballast provided with disconnects to meet luminaire disconnect code requirement.

MOUNTING Aircraft cable and wall mount available. Adjustable aircraft cable mounts on 4'-0" 8'-0" and 12'-0" centers. Aircraft Cable supplied with 5" power and 2" non-power canopies. Refer to installation instructions for appropriate ceiling detail. Canopies and power cords are painted white unless otherwise specified.

FINISH Standard powder-coat textured white painted finish. Consult factory for custom colors.

LABELS UL and cUL Listed, approved for dry/damp location unless otherwise noted.



LUMINAIRE SPECIFICATION

Sample Catalog #: EX44-N-O-1T5-24-AC48G1-120-1C-W

EX44- N- - - - -

HOUSING	DIRECT	INDIRECT	LAMPS	LENGTH	MOUNTING	VOLTAGE	CIRCUIT/WIRING ⁶	FINISH	OPTIONS
EX44- Edge EX 4 X 4		O- Open WO- Asymmetric Open		Individual Units 4- 4' 8- 8' 12- 12' Continuous Runs xx'- Specify nominal overall row length in 4' increments		120- 120 V 277- 277 V 347- 347 V ⁵ UNV- UNV ⁵ (120/277)		W- Matte White CC- Custom Color	
	N- None, Closed		1T5- (1) 28W T5 1T5HO- (1) 54W T5HO 1T8- (1) 32W T8 2T5- (2) 28W T5 ¹ 2T5HO- (2) 54W T5HO ¹ 2T8- (2) 32W T8 ¹		Aircraft Cable ² AC48G1- 1" T-Bar ³ AC48G9- 9/16" T-Bar ³ AC48GS- Slotted T-Bar ³ AC48JB- Junction Box AC48ST- Structure AC5_G_- 5" Non-Power Canopy ⁴ AC5_JB- 5" Non-Power Canopy ⁴ Wall WA- Wall Mount		1C- Single Circuit 2C- Dual Circuit ⁶ 1D- Single Circuit Dimming ⁶ 2D- Dual Circuit Dimming ⁶ 1E- Single Circuit with Emergency Circuit ⁶ 2E- Dual Circuit with Emergency Circuit ⁶ 1B- Single Circuit with Battery Pack ⁶ 2B- Dual Circuit with Battery Pack ⁶	DG- Dust Guard SR- Specular Reflector	

¹Not available with WO.

²Consult factory for additional lengths.

³Consult factory for regular edged tiles.

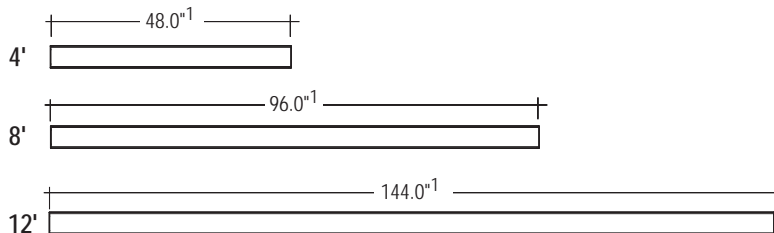
⁴Replaces standard 2" non-power canopy.

⁵Not available with MR16 and battery pack.

⁶Some Edge EX configurations will not accommodate all electrical options. Consult factory.

COMPONENTS

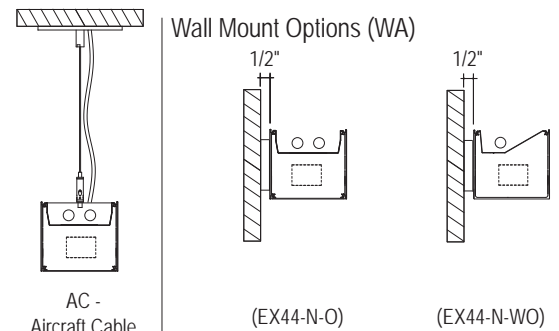
Individual Luminaires

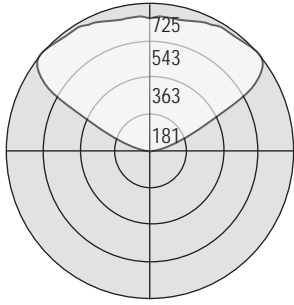


	T5	T5HO	T8
4'	1 or 2-28W	1 or 2-54W	1 or 2-32W
8'	2 or 4-28W	2 or 4-54W	2 or 4-32W
12'	3 or 6-28W	3 or 6-54W	3 or 6-32W

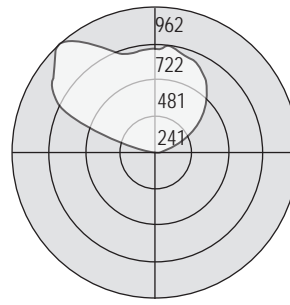
¹Add 1/16" for each end plate or 1/8" to the overall length of the row.

Mounting Options





Test #: 202874
 Part #: EX44-N-O-1T5-SR
 Total Luminaire Efficiency: 94.2%




Test #: 202880
 Part #: EX44-N-WO-1T5-SR
 Total Luminaire Efficiency: 94.2%

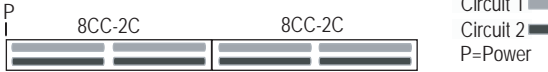
FEATURES AND OPTIONS

• CIRCUITING (shown using 2 lamp cross sections)

Single Circuit (1C) Layout



Dual Circuit (2C) Layout



• DUST GUARD

APPLICATION: Dust Guard prevents particles from entering fixture.

CONSTRUCTION: Clear acrylic lens lays in on top of fixture and is easily removed for lamp replacement.

ORDERING INFORMATION: Specify Dust Guard (DG) in the options section of the part number. Sample Catalog #: EX44-N-O-1T5-24-AC48G1-120-1C-W-DG.

• STANDARD ROW CONFIGURATION

Individual Length	Row Length																			
	4	8	12	16	20	24	28	32	36	40	44	48	52	56	60	64	68	72	76	80
4'	1																			
8'		1		2	1		2	1		2	1		2	1		2	1		2	1
12'			1		1	2	1	2	3	2	3	4	3	4	5	4	5	6	5	6