

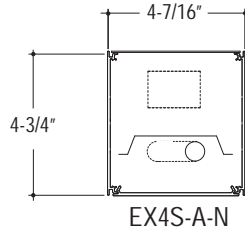
CONSTRUCTION 6063-T5 extruded aluminum housing. Highly reflective die-formed white painted aluminum reflector, .125" diffuse snap-in acrylic lens with matte finish, removable for lamp replacement.

ELECTRICAL Standard T5 and T5HO: Program start 120/277 volt integral electronic ballast with less than 10% THD. Through wiring with quick connects standard. Standard single circuit. Each ballast provided with disconnects to meet luminaire disconnect code requirement.

MOUNTING Aircraft cable and wall mount available. Adjustable aircraft cable mounts on 4'-0" and 8'-0" centers. Aircraft Cable supplied with 5" power and 2" non-power canopies. Refer to installation instructions for appropriate ceiling detail. Canopies are painted white unless otherwise specified.

FINISH Standard powder-coat white painted finish. Consult factory for custom colors.

LABELS UL and cUL Listed, approved for dry/damp location unless otherwise noted.



LUMINAIRE SPECIFICATION

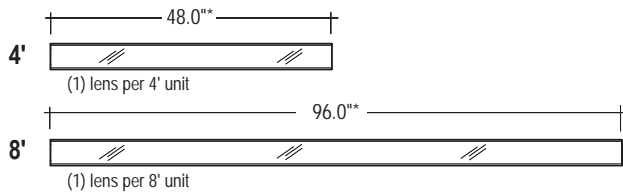
Sample Catalog #: EX4S-A-N-1T5-24-AC48G1-120-1C-W

EX4S-	A-	N-	-----	---	-----	---	---	---	---
HOUSING	DIRECT	INDIRECT	LAMPS	LENGTH	MOUNTING	VOLTAGE	CIRCUIT/WIRING	FINISH	OPTIONS
EX4S- Edge EX 4, Staggered Lamp		N- None, Closed	Individual Units 4- 4' 8- 8' Continuous Runs xx'- Specify nominal overall row length in 4' increments			120- 120 V 277- 277 V 347- 347 V ⁴ UNV- UNV ⁴		W- Matte White CC- Custom Color	
	A- Acrylic Lens		1T5- (1) T5 Lamp 1T5HO- (1) T5HO Lamp		Aircraft Cable ¹ AC48G1- 1" T-Bar ² AC48G9- 9/16" T-Bar ² AC48GS- Slotted T-Bar ² AC48JB- Junction Box AC48ST- Structure AC5_G_- 5" Non-Power Canopy ³ AC5_JB- 5" Non-Power Canopy ³ Wall WA- Wall Mount		1C- Single Circuit 1D- Single Circuit Dimming ⁵ 1B- Single Circuit with Battery Pack ⁵ 1E- Single Circuit with Emergency Circuit ⁵		

¹Consult factory for additional lengths.
²Consult factory for regular edged tiles.
³Replaces standard 2" non-power canopy.
⁴347 volt and UNV not available with battery packs.
⁵Some Edge EX configurations will not accommodate all electrical options. Consult factory.

COMPONENTS

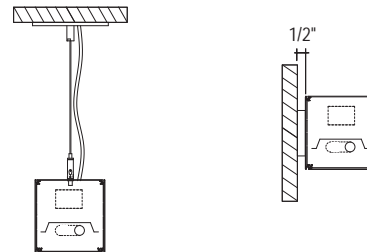
Individual Luminaires



See back page for staggered lamp row examples.

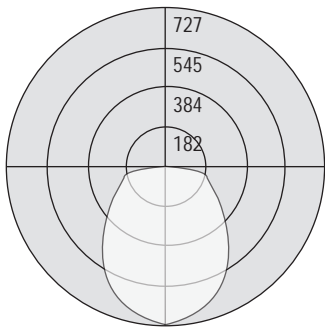
*Add 1/16" for each end plate or 1/8" to the overall length of the row.

Mounting Options

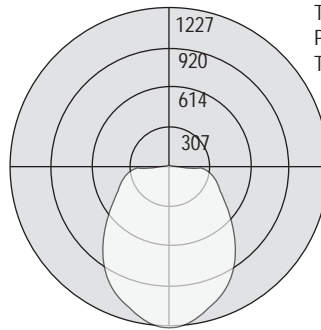


AC -
Aircraft
Cable

WA -
Wall
Mount



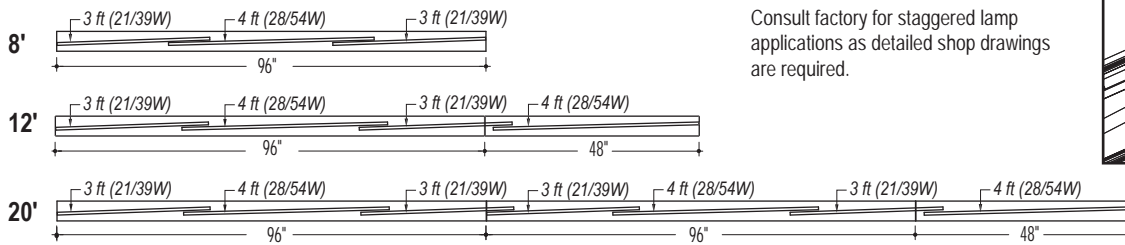
Test #: 203284
 Part #: EX4S-A-N-1T5
 Total Luminaire Efficiency: 79.8%



Test #: 203285
 Part #: EX4S-A-N-1T5HO
 Total Luminaire Efficiency: 80.4%

FEATURES AND OPTIONS

• T5 STAGGERED LAMP ROW EXAMPLES



Consult factory for staggered lamp applications as detailed shop drawings are required.

