


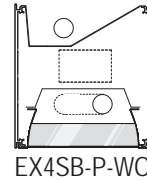
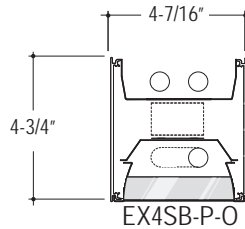
**CONSTRUCTION** 6063-T5 extruded aluminum housing. Highly reflective die-formed white painted aluminum reflector. Die-formed anodized snap-in aluminum semi-specular parabolic louver, removable for lamp replacement.

**ELECTRICAL** Standard T5 and T5HO: Program start 120/277 volt integral electronic ballast with less than 10% THD. Through wiring with quick connects standard. Standard single circuit. Each ballast provided with disconnects to meet luminaire disconnect code requirement.

**MOUNTING** Aircraft cable and wall mount available. Adjustable aircraft cable mounts on 4'-0" and 8'-0" centers. Aircraft Cable supplied with 5" power and 2" non-power canopies. Refer to installation instructions for appropriate ceiling detail. Canopies, and power cords are painted white unless otherwise specified.

**FINISH** Standard powder-coat white painted finish. Consult factory for custom colors.

**LABELS** UL and cUL Listed, approved for dry/damp location unless otherwise noted.



**LUMINAIRE SPECIFICATION**

Sample Catalog #: EX4SB-P-O-T5-1-1-24-AC48G1-120-1C-W-DG

**EX4SB- P- - - - - 1- - - - -**

HOUSING	DIRECT	INDIRECT	LAMP TYPE	LAMP DOWN	LAMP UP	LENGTH	MOUNTING	VOLTAGE	CIRCUIT/WIRING	FINISH	OPTIONS
EX4SB- Edge EX 4, Staggered Lamp, Bi-Directional		O- Open WO- Asymmetric Open			1- 1 Lamp	Individual Units 4- 4' 8- 8' Continuous Runs xx'- Specify nominal overall row length in 4' increments		120- 120 V 277- 277 V 347- 347 V <sup>5</sup> UNV- UNV <sup>5</sup>		W- Matte White CC- Custom Color	
	P- Parabolic Louver		T5- T5 Lamp T5HO- T5HO Lamp		1- 1 Lamp 2- 2 Lamp <sup>1</sup>		Aircraft Cable <sup>2</sup> AC48G1- 1" T-Bar <sup>3</sup> AC48G9- 9/16" T-Bar <sup>3</sup> AC48GS- Slotted T-Bar <sup>3</sup> AC48JB- Junction Box Structure AC48ST- Structure AC5_G_- 5" Non-Power Canopy <sup>4</sup> AC5_JB- 5" Non-Power Canopy <sup>4</sup> Wall WA- Wall Mount	1C- Single Circuit 2C- Dual Circuit <sup>7</sup> 1D- Single Circuit Dimming <sup>6</sup> 2D- Dual Circuit Dimming <sup>6,7</sup> 1B- Single Circuit with Battery Pack <sup>6</sup> 2B- Dual Circuit with Battery Pack <sup>6,7</sup> 1E- Single Circuit with Emergency Circuit <sup>6</sup> 2E- Dual Circuit with Emergency Circuit <sup>6,7</sup>		DG- Dust Guard (Indirect only) LO- Lens Overlay SR- Specular Reflector	

<sup>1</sup>Not available with WO.

<sup>2</sup>Consult factory for additional lengths.

<sup>3</sup>Consult factory for tegular edged tiles.

<sup>4</sup>Replaces standard 2" non-power canopy.

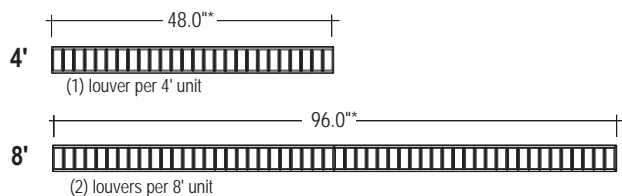
<sup>5</sup>347 volt and UNV not available with battery packs.

<sup>6</sup>Some Edge EX configurations will not accommodate all electrical options. Consult factory.

<sup>7</sup>Dual circuit = top and bottom lamps are on separate circuits.

**COMPONENTS**

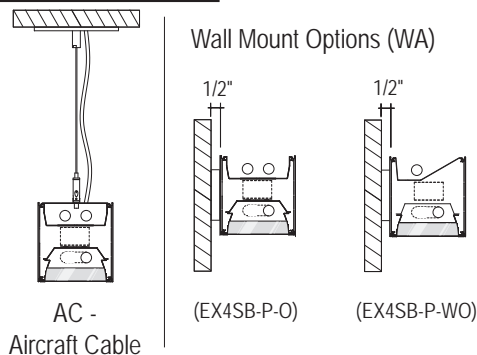
**Individual luminaires**

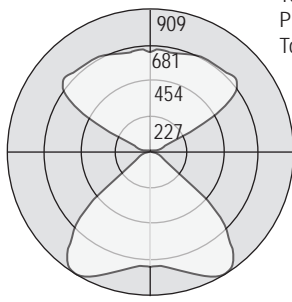


See back page for staggered lamp row examples.

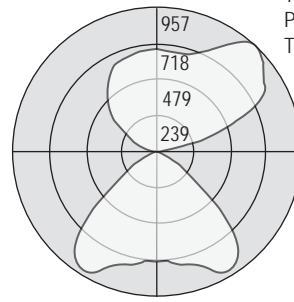
\*Add 1/16" for each end plate or 1/8" to the overall length of the row.

**Mounting Options**





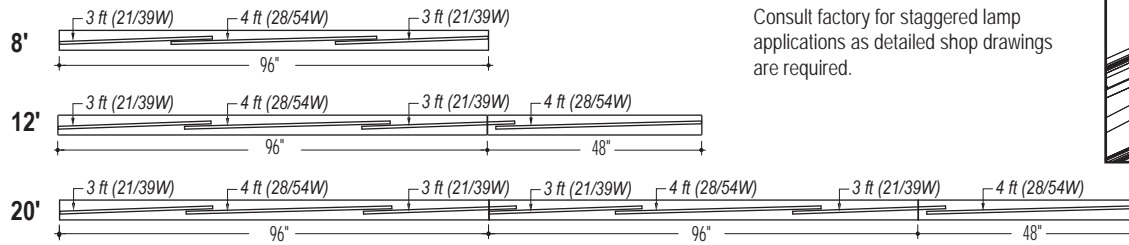
Test #: 202386  
 Part #: EX4SB-P-O-T5-1-1-SR  
 Total Luminaire Efficiency: 84.3%



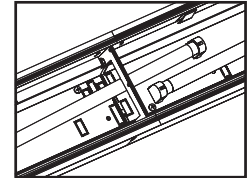
Test #: 202387  
 Part #: EX4SB-P-WO-T5-1-1-SR  
 Total Luminaire Efficiency: 84.3%

FEATURES AND OPTIONS

• T5 STAGGERED LAMP ROW EXAMPLES



Consult factory for staggered lamp applications as detailed shop drawings are required.



• DUST GUARD

APPLICATION: Dust Guard prevents particle ingress.

CONSTRUCTION: Diffuse snap-in acrylic lens at top of fixture is easily removed for lamp replacement.

ORDERING INFORMATION: Specify Dust Guard (DG) in the options section of the part number. Sample Catalog #: EX4SB-P-O-T5-1-2-24-AC48G1-120-1C-W-DG.

• LENS OVERLAY

APPLICATION: Lens overlay provides additional lamp shielding in conjunction with parabolic louver.

CONSTRUCTION: Extruded frosted acrylic lens easily installs on top of semi-specular parabolic louver.

ORDERING INFORMATION: Specify Lens Overlay (LO) in the options section of the part number. Sample Catalog #: EX4SB-P-O-T5-1-2-24-AC48G1-120-1C-W-LO.