

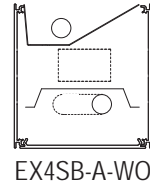
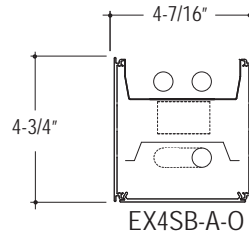
CONSTRUCTION 6063-T5 extruded aluminum housing. Highly reflective die-formed white painted aluminum reflector, .125" diffuse snap-in acrylic lens with matte finish, removable for lamp replacement.

ELECTRICAL Standard T5 and T5HO: Program start 120/277 volt integral electronic ballast with less than 10% THD. Through wiring with quick connects standard. Standard single circuit. Each ballast provided with disconnects to meet luminaire disconnect code requirement.

MOUNTING Aircraft cable and wall mount available. Adjustable aircraft cable mounts on 4'-0" and 8'-0" centers. Aircraft Cable supplied with 5" power and 2" non-power canopies. Refer to installation instructions for appropriate ceiling detail. Canopies, and power cords are painted white unless otherwise specified.

FINISH Standard powder-coat white painted finish. Consult factory for custom colors.

LABELS cUL and UL Listed, approved for dry/damp location unless otherwise noted.



LUMINAIRE SPECIFICATION

Sample Catalog #: EX4SB-A-O-T5-1-2-24-AC48G1-120-1C-W-DG

EX4SB- A- - - - - 1- - - - -

HOUSING	DIRECT	INDIRECT	LAMP TYPE	LAMP DOWN	LAMP UP	LENGTH	MOUNTING	VOLTAGE	CIRCUIT/WIRING	FINISH	OPTIONS
EX4SB- Edge EX 4, Staggered Lamp, Bi-Directional		O- Open WO- Asymmetric Open	T5- T5 Lamp T5HO- T5HO Lamp	1- 1 Lamp 2- 2 Lamp ¹		Individual Units 4- 4' 8- 8' Continuous Runs xx'- Specify nominal overall row length in 4' increments	Aircraft Cable ² AC48G1- 1" T-Bar ³ AC48G9- 9/16" T-Bar ³ AC48GS- Slotted T-Bar ³ AC48JB- Junction Box AC48ST- Structure AC5_G_- 5" Non-Power Canopy ⁴ AC5_JB- 5" Non-Power Canopy ⁴ Wall WA- Wall Mount	120- 120 V 277- 277 V 347- 347 V ⁵ UNV- UNV ⁵	1C- Single Circuit 2C- Dual Circuit ⁷ 1D- Single Circuit Dimming ⁶ 2D- Dual Circuit Dimming ^{6,7} 1B- Single Circuit with Battery Pack ⁶ 2B- Dual Circuit with Battery Pack ^{6,7} 1E- Single Circuit with Emergency Circuit ⁶ 2E- Dual Circuit with Emergency Circuit ^{6,7}	W- Matte White CC- Custom Color	DG- Dust Guard (Indirect only) SR- Specular Reflector

¹Not available with WO.

²Consult factory for additional lengths.

³Consult factory for tegular edged tiles.

⁴Replaces standard 2" non-power canopy.

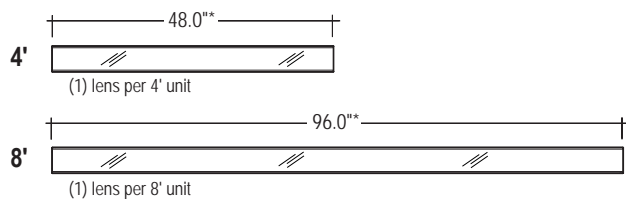
⁵347 volt and UNV not available with battery packs.

⁶Some Edge EX configurations will not accommodate all electrical options. Consult factory.

⁷Dual circuit = top and bottom lamps are on separate circuits.

COMPONENTS

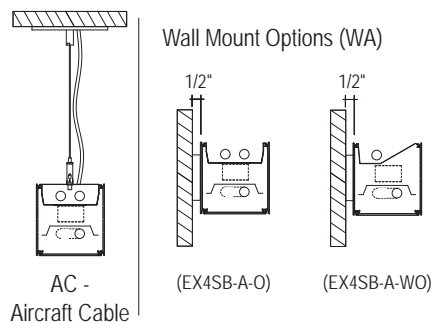
Individual Luminaires

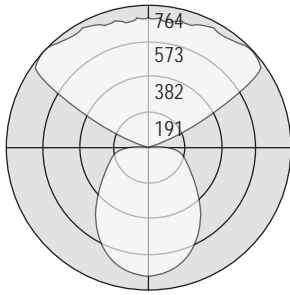


See back page for staggered lamp row examples.

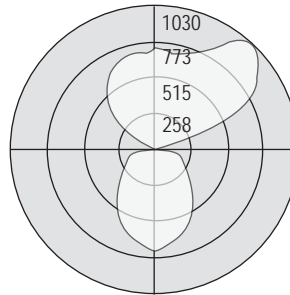
*Add 1/16" for each end plate or 1/8" to the overall length of the row.

Mounting Options





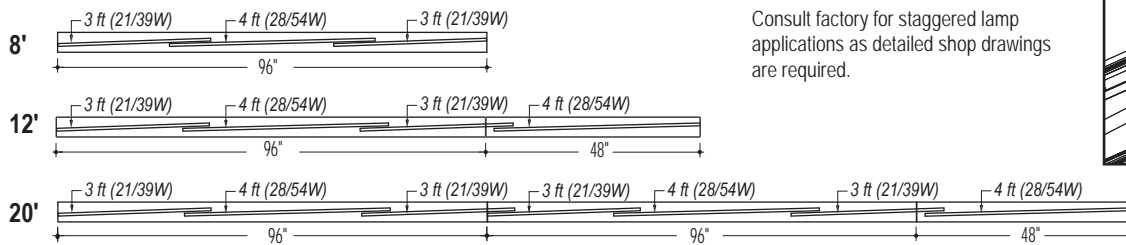
Test #: 203278
 Part #: EX4SB-A-O-T5-1-1-SR
 Total Luminaire Efficiency: 87%



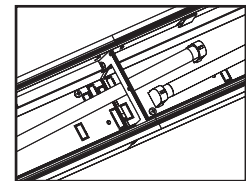
Test #: 203282
 Part #: EX4SB-A-WO-T5-1-1-SR
 Total Luminaire Efficiency: 87.3%

FEATURES AND OPTIONS

• T5 STAGGERED LAMP ROW EXAMPLES



Consult factory for staggered lamp applications as detailed shop drawings are required.



• DUST GUARD

APPLICATION: Dust Guard prevents particle ingress.

CONSTRUCTION: Diffuse snap-in acrylic lens at top of fixture is easily removed for lamp replacement.

ORDERING INFORMATION: Specify Dust Guard (DG) in the options section of the part number. Sample Catalog #: EX4SB-A-O-T5-1-2-24-AC48G1-120-1C-W-DG.