

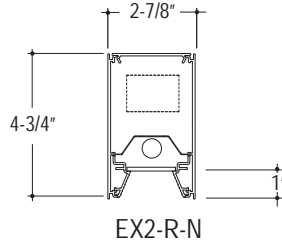
CONSTRUCTION 6063-T5 Extruded aluminum housing. Highly reflective die-formed white painted aluminum reflector, .125" diffuse acrylic lens with matte finish, removable for lamp replacement. Continuous ripple pattern extruded aluminum trim painted white unless otherwise specified.

ELECTRICAL Standard T5 and T5HO: Program start 120/277 volt integral electronic ballast with less than 10% THD. Through wiring with quick connects standard. Standard single circuit. Each ballast provided with disconnects to meet luminaire disconnect code requirement.

MOUNTING Aircraft cable and wall mount available. Aircraft Cable supplied with 5" power and 2" non-power canopies. Refer to installation instructions for appropriate ceiling detail. Canopies are painted white unless otherwise specified.

FINISH Standard powder-coat white painted finish. Consult factory for custom colors.

LABELS UL and cUL Listed, approved for dry/damp location unless otherwise noted.



LUMINAIRE SPECIFICATION

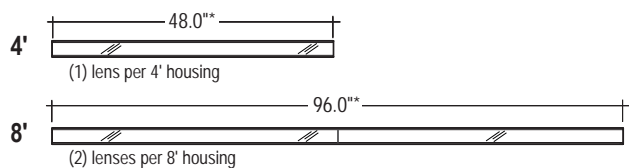
Sample Catalog #: EX2-R-N-1T5-24-AC48G1-120-1C-W

EX2-	R-	N-	1T5__-	---	-----	---	---	---	---
HOUSING	DIRECT	INDIRECT	LAMPS	LENGTH	MOUNTING	VOLTAGE	CIRCUIT/WIRING ⁵	FINISH	OPTIONS
EX2- Edge EX 2		N- None, Closed	Individual Units 4- 4' 8- 8' Continuous Runs xx'- Specify nominal overall row length in 4' increments			120- 120 V 277- 277 V 347- 347 V ⁴ UNV- UNV ⁴		W- Matte White CC- Custom Color	
	R- Regress Lens		1T5- (1) T5 Lamp 1T5HO- (1) T5HO Lamp		Aircraft Cable ¹ AC48G1- 1" T-Bar ² AC48G9- 9/16" T-Bar ² AC48GS- Slotted T-Bar ² AC48JB- Junction Box Structure AC5_G_- 5" Non-Power Canopy ³ AC5_JB- 5" Non-Power Canopy ³ Wall WA- Wall Mount		1C- Single Circuit 1D- Single Circuit Dimming ⁵ 1B- Single Circuit with Battery Pack ⁵ 1E- Single Circuit with Emergency Circuit ⁵		

¹Standard 48" Adjustable Cable. Consult factory for additional lengths.
²Consult factory for tegular edged tiles.
³Replaces standard 2" non-power canopy.
⁴347 and UNV not available with battery packs.
⁵Some Edge EX configurations will not accommodate all electrical options. Consult factory.

COMPONENTS

Individual Luminaires



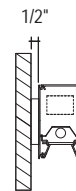
	T5	T5HO
4'	1 - 28W	1 - 54W
8'	2 - 28W	2 - 54W

*Add 1/16" for each end plate or 1/8" to the overall length of the row.

Mounting Options

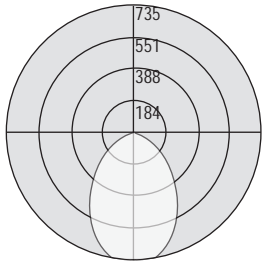


AC -
Aircraft
Cable

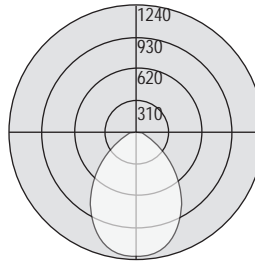


ADA Compliant

WA -
Wall
Mount



Test # 203119
 Part #: EX2-R-N-1T5
 Total Efficiency: 61.9%

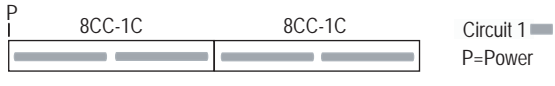


Test # 203120
 Part #: EX2-R-N-1T5HO
 Total Efficiency: 62.4%

FEATURES AND OPTIONS

• CIRCUITING

Single Circuit (1C) Layout



Single Circuit with Emergency Circuit (1E) Layout

